



# Scholar Program 2018 – 2019

Sawgrass Springs Middle School  
7<sup>th</sup> Grade Spring

# Scholar Program Vision



- ▶ Program for academically talented / gifted students
- ▶ Accelerated and rigorous academic program
- ▶ Prepares students for Advanced Placement / Dual Enrollment classes in high school
- ▶ Offers the opportunity to complete up to 8 high school credits in middle school

# Student Requirements

- ▶ Achieve high proficiency levels on Florida Standards Assessment (FSA)
- ▶ Enroll in at least 4 high school credits by the start of the 8<sup>th</sup> grade year
- ▶ Maintain high grades (A or B) in all high school credit classes
- ▶ Acceptance into National Junior Honor Society (NJHS) = 15 hours of service
- ▶ Must be socially and emotionally mature
- ▶ Regular attendance
- ▶ Positive behavior
- ▶ Punctual
- ▶ Organized
- ▶ Intrinsically Motivated

Academic

Social / Behavioral

# Benefits


The background features a central illustration of a torch with a yellow flame and green leaves. Surrounding the torch are several light green stars of varying sizes. The overall theme is educational and aspirational.

- ▶ Automatic acceptance into the Coral Glades Cambridge Program.
- ▶ Students can leave middle school with up to 9 high school credits
- ▶ Meeting with guidance counselor for progress check each semester
- ▶ Yearly college visitation field trips
- ▶ Leads to accelerated high school programs and dual enrollment
- ▶ Saves money on college credits
- ▶ Exposes students to rigorous coursework to prepare them for college and career


# High School Preparedness

- ▶ Students can earn up to 9 high school credits at SSMS
  - Core Subject Areas
    - Honors Algebra
    - Honors Geometry
    - Physical Science
    - Honors Biology
    - Spanish 1,2, and Honors 3
    - Italian 1 (Based on student interest)

## Electives

- Introduction to Computer Science
  - Introduction to Engineering
  - Introduction to Information Technology
  - Band, Orchestra, and Chorus
  - Debate
- 

# Health Opportunities through Physical Education (HOPE)

- ▶ Recommended
  - ▶ Complete on-line program through Broward Virtual School
  - ▶ Recommended during the summer before 8<sup>th</sup> Grade year
  - ▶ Satisfies high school online course requirement and health / PE requirement
- 

# Broward Virtual School / Florida Virtual School www.flvs.net

The screenshot shows a web browser window displaying the FLVS website. The browser's address bar shows the URL <https://www.flvs.net>. The website has a blue header with the FLVS logo on the left and navigation links: HOME, SIGN UP, LOGIN, QUICKLINKS, CONTACT, SEARCH, and MENU. Below the header, a message reads: "Wondering where to login? If you previously logged in through myFLVS, choose FLVS Flex from the login link above." The main content area features a large white text block: "Welcome to Florida Virtual School — the fully accredited, online school built for your personalized learning." Below this text is a call to action: "FIND OUT MORE. SCROLL DOWN." with a downward-pointing arrow. The background of the main content area is blue and decorated with various educational icons: gears, a play button, a document, a lightbulb, and mathematical symbols like  $(=)$ ,  $+$ ,  $\times$ , and  $y$ . The browser's taskbar at the bottom shows several open applications: "FLVS\_ Online High,....html" (Canceled), "BucketList.pdf", and "Hint-Box.pdf". The system tray in the bottom right corner shows the time as 3:35 PM and the date as 4/22/2016.

# Click “County Virtual School Grade 6–12

The screenshot shows a web browser window with the URL <https://www.flvs.net>. The browser's address bar and tabs are visible at the top. The website's header includes the FLVS logo and navigation links: SIGN UP, LOGIN, QUICKLINKS, CONTACT, SEARCH, and MENU. A central modal window is open, displaying four school options with corresponding grade level buttons:

- FLVS Flex**: Course options with flexible start dates, available year-round. Buttons for GRADES 6-12 and GRADES K-5.
- FLVS Full Time**: A full-time public school following the traditional school year. Enrollment for grades 6-12 opens June 1. Buttons for GRADES 6-12 and GRADES K-5.
- County Virtual School**: FLVS courses available through your school district. Button for GRADES 6-12.
- FLVS Global School**: Tuition-based courses for students outside of Florida. Button for GRADES 6-12.

At the bottom of the modal, there is a link: "Not sure which option? [Click here.](#)"

The Windows taskbar at the bottom shows several open applications: FLVS\_Online\_High...html (Canceled), BucketList.pdf, and Hint-Box.pdf. The system tray on the right indicates the time is 3:37 PM on 4/22/2016.



# Click “New Students Start Here”

The screenshot shows a web browser window with the URL <https://ar.flvs.net/Step1WarmUp.aspx?ret=?wa=wsignin1.0&wtrealm=https%3a%2f%2far.flvs.net%2f&wctx=rm%3d0%26id%3dpassive%26ru%3d%252f%253fsource%253dsignupModal%252ffranchise&...> The page features the FLVS logo at the top. Below it, a blue banner contains the text "Welcome! Let's get started." and a list of four numbered steps: 1. Customize your results, 2. Browse your Course Catalog, 3. Create your account, and 4. Finish your sign-up. A prominent orange button labeled "New Students Start Here" is positioned below the list. To the right, a section titled "Already have an FLVS student login?" includes a link for "Existing Parents & Counselors Click Here" and a login form with fields for "User Name" and a password, a "Remember my User Name" checkbox, and a "Login" button. A link for "Forgot User Name/Password?" is also present. The footer contains contact information: "Toll Free: 1.800.374.1430 or Contact Us", copyright notice "© 2012 Florida Virtual School. All rights reserved. | Privacy Policy", and social media links for FAQs and "Stay Connected" (Facebook, Twitter, YouTube).

flvs

## Welcome! Let's get started.

- 1 Customize your results**  
On the next page, you'll notice that we have a couple of questions for you. Wondering why? It is all so that we can customize a course catalog for you!
- 2 Browse your Course Catalog**
- 3 Create your account**
- 4 Finish your sign-up**

**New Students Start Here**

### Already have an FLVS student login?

Existing Parents & Counselors Click Here

Existing Students Login Here

User Name

Remember my User Name

Forgot User Name/Password?

**Login**

Toll Free: 1.800.374.1430 or [Contact Us](#)

© 2012 Florida Virtual School. All rights reserved. | [Privacy Policy](#)

FAQs | Stay Connected

[Q](#) [f](#) [t](#) [y](#)

# Click “Florida”, Broward, Public Charter School Student, then Continue”

flvs

FLVS Login

Let's customize your catalog

Why are you asking this? ?  
Military Family? ?

Choose a County  
Broward ✓

Choose a Student Type  
Public/Charter School Student ✓  
I don't know

Continue

Another US State

Outside the US

Toll Free: 1.800.374.1430 or Contact Us

© 2012 Florida Virtual School. All rights reserved. | Privacy Policy

FAQs Stay Connected

Google+ Facebook Twitter YouTube

FLVS\_Online High,....html Canceled

BucketList.pdf

Hint-Box.pdf

Show all downloads...

3:38 PM  
4/22/2016

# Click “Specified Subject then Subject Level”

The screenshot displays a web browser window with the URL <https://ar.flvs.net/Coursecatalog.aspx>. The page features a search bar at the top with the text "Search Subject, Course Name, Course Code" and a "Reset Search" link. Below the search bar, the "Health / Physical Education" section is highlighted, indicated by a red icon. The page is organized into two main columns: "Education Level" and "Subjects".

**Education Level**

- High School
  - Regular
  - Honors
  - Advanced Placement
- Middle School
  - Regular
  - Advanced

**Subjects**

- Art / Visual Arts
- Business Technology
- Career Technical Education
- English
- Experiential Education
- Foreign Language
- Health / Physical Education
- Journalism
- Leadership Skills Development
- Mathematics
- Music
- Peer Counseling
- Research and Critical Thinking
- Safety and Driver Education
- Science
- Social Studies
- STEM Computer Programming/Computer Science

**Health / Physical Education**

High School

- Adaptive Physical Education IEP or 504 ...
- Fitness Lifestyle Design
- Health Opportunities through Physical E...
- Life Management Skills
- Life Management Skills
- Outdoor Education
- Personal Fitness

Middle School

- M/J Comprehensive PE - Grades 6/7
- M/J Comprehensive PE - Grades 7/8
- M/J Fitness - Grade 6

*Public School*  
Based on FLVS course registration guidelines, all public and charter school students are able to take up to three (3) courses at one time.

The browser's taskbar at the bottom shows several open applications, including "FLVS\_Online High,....html", "BucketList.pdf", and "Hint-Box.pdf". The system tray on the right indicates the time is 3:40 PM on 4/22/2016.

# Click “Select All Segments”

flvs Course Description

FLVS Login

Backpack 0 (Limit 3)

Browse Catalog 1 Create account & sign-up 2 Finish sign-up 3

## Health Opportunities through Physical Education (HOPE)

Your path to lifelong fitness starts here. You'll set a variety of goals that will guide you toward ...

Total Credits: 1.0  
Course Code: 3026010  
Est. Completion Time: 2 segments / 32-36 weeks  
Cost: Free To Florida Residents

Share Tweet

**Add This Course** Course Details [Back to Courses](#)

### 1 Choose the segment(s)/semester(s) you want to take

Think of a segment as a traditional semester, or 16-18 weeks. At FLVS, you move at your own pace, so a segment may take you 8 weeks or 24 weeks. Two segments equal a full year of any course.

**Materials Required:** MOVband fitness monitor highly recommended. The device will calculate your total daily movements and it will be integrated with your activity logs. Purchase your MOVband here. <https://shop.movable.com/basic-florida.html>

**Choose Segments**

All Segments

Establishing secure connection...

FLVS\_Online High,....html Canceled BucketList.pdf Hint-Box.pdf

Show all downloads...

3:43 PM 4/22/2016

Click “Select a Preferred Start Date”  
(the course will begin 1–14 days from preferred start date)

Select Broward Virtual  
(unless it is not available)

The screenshot displays the FLVS Course Detail page for "Health Opportunities through Physical Education (HOPE)". The page includes a progress bar with three steps: "Browse Catalog" (1), "Create account & sign-up" (2), and "Finish sign-up" (3). The course details are as follows:

- Total Credits: 1.0
- Course Code: 3026010
- Est. Completion Time: 2 segments / 32-36 weeks
- Cost: Free To Florida Residents

Below the course details, there is a "Choose Segments" dropdown menu. The text below the dropdown reads: "Materials Required: MOVband fitness monitor highly recommended. The device will calculate your total daily movements and it will be integrated with your activity logs. Purchase your MOVband here: <https://shop.movable.com/basic-florida.html>".

The browser's taskbar at the bottom shows the following open applications: FLVS \_ Online High...html (Canceled), BucketList.pdf, and Hint-Box.pdf. The system tray indicates the time is 3:43 PM on 4/22/2016.



# Review your “Backpack” then click “Continue”

The screenshot shows the FLVS Backpack interface. At the top, there is a navigation bar with the FLVS logo, the word "Backpack", and a progress bar with three steps: "Browse Catalog" (1), "Create account & sign-up" (2), and "Finish sign-up" (3). A "FLVS Login" link and a "Backpack 1 (Limit 3)" icon are also visible. Below the progress bar, the heading "My Backpack" is displayed. A table lists the courses in the backpack, with one course currently listed. At the bottom of the table area, there are two buttons: "Add More Courses" and "Continue".

Course	Credits	Segment/Semesters	Earliest Preferred Start Date	Virtual School	Survey	Edit	Delete
Health Opportunities through Physical Education (HOPE) Code: 3026010	1.0	Segment 1 Segment 2	05-02-2016	Broward Virtual School	View		

[Add More Courses](#) [Continue](#)

# Click “Create My Account”

Browser tabs: (467 unread) - chantaejj, Attendance Editor, Listen to Top Radio St..., Ticketmaster Member Ser..., FLVS | Online High, Middl..., Warm-up 3

Address bar: <https://ar.flvs.net/MyFLVS.aspx>

## flvs

### What happens next?

- ✓ Customize your results
- ✓ Browse your Course Catalog
- 3 Create your account**  
Now that you have chosen the course(s) you want, let's create your account and start the sign-up process! In this step, you will need to know some key information like your address, phone number, social security number and parent/guardian contact info.
- 4 Finish your sign-up

**Create My Account** Go Back to My Backpack

Toll Free: 1.800.374.1430 or [Contact Us](#)

© 2012 Florida Virtual School. All rights reserved. | [Privacy Policy](#)

FAQs Stay Connected

Q f t

Taskbar: Establishing secure connection... FLVS \_ Online High,....html Canceled BucketList.pdf Hint-Box.pdf Show all downloads... 4:00 PM 4/22/2016

# Fill in the student information to sign up.

The screenshot shows a web browser window with the URL <https://ar.flvs.net/MyFLVS.aspx>. The page features the FLVS logo and a navigation menu with options like 'Customize your account', 'Browse your courses', 'Create your account', and 'Finish your sign up'. A modal window titled 'New Student Sign Up' is open, containing the following fields:

- First Name** (required), **Middle Name**, **Last Name** (required)
- Email** (required), **Confirm Email**, **Date of Birth** (Month, Day, Year dropdowns)
- User Name** (required), **Password** (required), **Confirm Password** (required)
- Security Question 1** (dropdown), **Security Answer 1**
- Security Question 2** (dropdown), **Security Answer 2**

Additional text includes: 'A-Z, a-z, 0-9 allowed, no spaces or other characters' and '\* Password Requirements \*'. The form has 'Cancel' and 'Sign Up' buttons at the bottom.

The Windows taskbar at the bottom shows the following open applications: FLVS\_Online High...html (Canceled), BucketList.pdf, Hint-Box.pdf, and a taskbar with icons for Internet Explorer, File Explorer, Google Chrome, and Microsoft Word. The system tray shows the time as 4:00 PM on 4/22/2016.



# Fill in Student Number ID Florida, not District ID

**Personal Information** Next

\* First Name: TEST  
Middle Name:   
\* Last Name: KID  
\* Date of Birth: Apr 10 2006  
\* Gender: Female  
\* Birth Country: United States  
\* Primary Language: English  
Social Security Number:   
XXX-XX-XXXX

**Personalized Learning Scholarship Account**

I am an eligible participant in the Personalized Learning Scholarship Account

If you have indicated that you are an eligible recipient of the program, you will be required to supply your social security number in the Personal Information section. This information is needed for all students in the program during registration for identification purposes.

**Physical School**

\* Current Grade Level: 07  
\* County: Broward  
\* Student Type: Public/Charter School St  
Student Number ID Florida: 06  
[Request from my school](#)  
\* School Name: Sawgrass Springs Middle School  
*My school is not listed*  
\* School Counselor: My counselor is not liste  
District Student ID:

**Address**

\* Please Enter Your Address Add Address

# Add address and phone number for the student

The screenshot shows a web browser window with the URL <https://ar.flvs.net/StudentProfile.aspx?Mode=ModeNew>. The page title is "Personalized Learning Scholarship Account".

I am an eligible participant in the Personalized Learning Scholarship Account

If you have indicated that you are an eligible recipient of the program, you will be required to supply your social security number in the Personal Information section. This information is needed for all students in the program during registration for identification purposes.

### Physical School

*Current Grade Level <sup>Ⓢ</sup> 07	*County Broward	*Student Type Public/Charter School St	Student Number ID Florida <sup>Ⓢ</sup> <input type="text"/> <small>Request from my school</small>
*School Name <sup>Ⓢ</sup> Sawgrass Springs Middle School <small>My school is not listed</small>	*School Counselor My counselor is not liste	District Student ID <sup>Ⓢ</sup> <input type="text"/>	

### Address

\*Please Enter Your Address Add Address

---

### Telephone

\*Please Enter Your Telephone # Add Telephone

Next

Establishing secure connection... [Contact Us](#) [FAQs](#) [Stay Connected](#)

Taskbar: FLVS\_Online High...html, BucketList.pdf, Hint-Box.pdf, 4:31 PM 4/22/2016

# Add Information for Parent / Guardian

Parent / Guardian Information

Go Back Next

### Personal Information

\*Parent/Guardian Type  
Please Choose

\*First Name

Middle Name

\*Last Name

\*Email Address @

### Address

\*Please Enter Your Address

Address same as student profile

Add Address

### Telephone

\*Please Enter Your Telephone #

Add Telephone

Add Another Parent/Guardian

Go Back Next

Establishing secure connection...

FLVS\_Online High,...html  
Canceled

BucketList.pdf

Hint-Box.pdf

Show all downloads...

4:33 PM  
4/22/2016

# Review Course, Student, and Parent Information

The screenshot shows a web browser window with the URL <https://ar.flvs.net/EnrollmentPreview.aspx>. The page title is "Course Request Summary Preview".

Course	Credits	Segment/ Semesters	Earliest Preferred Start Date	Virtual School	Survey
Health Opportunities through Physical Education (HOPE) Code: 3026010	1.0	Segment 1 Segment 2	05-02-2016	Broward Virtual School	View

[Edit Backpack](#)

**Student Information** [Edit](#)

Legal Name: TEST KID  
Grade: 07  
Date of Birth: Apr 10, 2006  
Email Address: OGFORREAL@GMAIL.COM  
Phone: 754.222.4566  
Residential County: Broward  
Physical School Name: Sewgrass Springs Middle School

**Parent/Guardian Information** [Edit](#)

Type: Mother  
Name: CHERYL GORDON  
Email Address: OGMOMMA@GMAIL.COM  
Phone: 754.222.4566

This is a preview of your course request and account information. If you need to make changes, you can do that by selecting 'Edit' on this page.

If you are okay with your information on this page, select 'Continue'.

[Continue](#)

# Agree to Student and Parent Commitment

The screenshot shows a web browser window with the URL <https://ar.flvs.net/Agreement.aspx>. The browser tabs include 'Attendance Editor', 'Listen to Top Radio St...', 'Ticketmaster Member Se...', 'FLVS | Online High, Midd...', and 'Agreements'. The page content is as follows:

## 1 Student Commitment

By clicking the "I Agree" button at the bottom of this page, I agree to submit 100% of my own work, and I commit to Academic Integrity by registering as a student at Florida Virtual School (FLVS). By clicking the "I Agree" button, I also agree to take a proctored exam at any time if requested. I understand that I may be required to have a web camera in order to complete this process. In addition, I agree that for any form of proctoring, I will need a picture ID. I also understand that should I finish the segment in an extremely accelerated pace, I may be subject to additional accountability measures. Failure to comply with the Academic Integrity commitment or refusing to take a proctored exam will be grounds for removal from the FLVS program. Further, I agree to comply with all of the policies and procedures listed in the FLVS district Student Progression Plan and FLVS Code of Conduct/Student Handbook, which is posted on my VSA Student dashboard and at [www.flvs.net](http://www.flvs.net).

I agree (Student Only)

## 2 Parent/Guardian Commitment


Parent/Guardian is allowed to agree to FLVS on behalf of their student

As a parent/guardian of the above named student, I authorize the enrollment of the student into the Florida Virtual School (FLVS) program according to the policies and procedures of the Florida Virtual School listed in the FLVS district Student Progression Plan, published at [www.flvs.net](http://www.flvs.net), and the FLVS Student/Parent Handbook, published to my student's VSA dashboard and at [www.flvs.net](http://www.flvs.net).

I agree (Parent/Guardian Only)

The Windows taskbar at the bottom shows the following open applications: 'FLVS \_ Online High, ...html Canceled', 'BucketList.pdf', and 'Hint-Box.pdf'. The system tray on the right shows the time as 4:37 PM on 4/22/2016.

# FYI

- ▶ Once you have completed registration, the course will be sent to SSMS Student Services for approval. Please check your FLVS account often to see if you have been placed in a course.
  - ▶ Once you have been placed in course you must complete a “Welcome Call”. If you do not complete the “Welcome Call”, you will be withdrawn from the course. This withdrawal will take place even if you have been working in the course.
  - ▶ The course takes between 32–36 weeks to complete. FLVS courses utilize traditional pace charts, designed to keep students on track. However, pace is flexible. Upon activation in the course, students can work with their teachers to create pace charts that better meet their needs. Students may also complete elect to complete extra assignments each week, therefore completing the course in less time.
  - ▶ If you have several weeks of inactivity you may be withdrawn from the course automatically.
  - ▶ You have 14 days to make sure that this is the correct course for your student. If you wish to withdraw you can do so without penalty within the first 14 days. If you choose to withdraw on day 15 or after you will either be withdrawn with a “W/D Passing” if you have a 69 or higher or with “W/D Failing” if you have a 69 or lower.
- 



# Sample Grade 8 Schedule

- ▶ Advanced / Gifted Language Arts
- ▶ Advanced / Gifted Science or **Biology Honors**
- ▶ Advanced / Gifted American History
- ▶ **Regular/Honors Algebra or Geometry Honors (GEM)**
- ▶ Choice of 2 Electives:
  - **Debate 1 Honors**
  - **Spanish 2 or 3 Honors**
  - **Italian 1**
  - **Introduction to Engineering Design**
  - **Introduction to Information Technology**
  - **Vocal / Instrumental Techniques**

Core Subject Courses

Elective Courses




# NAVIANCE Family Connection

- ▶ College and Career Planning Portal for Students and Families
  - Career Exploration: College and Career Self-Assessments
  - Academic Planning: Finding the right courses for college and career.
  - College Planning: College research, applications, recommendations, scholarships, and enrichment programs.
  - Individual Learning Plans: Tangible and action-oriented plans to reach college and career goals.
    - [succeed.naviance.com/sawgrasssms](https://succeed.naviance.com/sawgrasssms)



# Practice Scholastic Aptitude Test (PSAT)

- ▶ Select 8<sup>th</sup> Grade Students
  - ▶ Provides usable information on weaknesses and strengths for the SAT.
  - ▶ Provides experience sitting for a long/rigorous test.
  - ▶ Needed to qualify for the National Merit Scholarship.
  - ▶ Will be held in first semester at Sawgrass Springs Middle.
- 

# Benefits of AICE



- International High School Diploma
- College Credit & Weighted GPA
- Rigorous course work
- Bright Futures Scholarship Automatic Qualifier (in Florida)

# Tips

The background features a central torch icon with a yellow flame and green leaves, surrounded by several light green stars. The bottom left corner has a green and black gradient.

- ▶ Students: Know Yourself!
- ▶ Parents: Know Your Children!
- ▶ Colleges are looking for well rounded students
- ▶ Time management (ie. appropriate course load)
- ▶ Colleges are looking for extra-curricular activities
- ▶ Don't forget to smell the roses!!!

# Questions / Concerns



The graphic features a central torch with a yellow flame and green leaves, set against a background of light green stars. The bottom of the image shows a green, textured ground area. The text is centered over the torch.

# Scholar Program 2018 -2019

Sawgrass Springs Middle School